

EUT⁺

EUROPEAN UNIVERSITY OF TECHNOLOGY

Deliverable 70

D5.1.5c Facilitating mobility

Del. Rel. No D5.7

WP 5

Description: Accompanying and facilitating student mobility: annual reports, analysis and guidelines

Comments: As explained in the common foreword below, D68 to D70 have been worked on in parallel and thus constitute triennial individual crossed-analysis report.

Dissemination level: **PU**-Public

<https://www.univ-tech.eu/phase-1-results>

The content of this deliverable represents the views of the authors only and is their sole responsibility. The European Commission and the Agency do not accept any responsibility for use that may be made of the information it contains.

This initiative has received funding from the European Union's Erasmus+ programme under grant agreement 101004088 — EUT — EPP-EUR-UNIV-2020.

Foreword common to deliverables 68 to 70

Prior to delving into the contents of this deliverable, it is pertinent to note the methodological shift in presenting the mobility data and analysis. Initially, the project envisaged the preparation of three separate annual reports to encapsulate the mobility trends and experiences within the European University of Technology (EUT+) alliance for the years 2021, 2022, and Spring 2023. However, upon a thorough review and consideration, it became apparent that consolidating the data and insights into a single comprehensive report would yield more meaningful insights and facilitate a more nuanced comparative analysis across the years.

This integrated approach allows for a more coherent narrative, enabling the readers to discern the progression, challenges, and successes in the mobility endeavors within the EUT+ alliance over the specified period. By juxtaposing the data and experiences from different years side by side, this consolidated report provides a richer contextual understanding of the mobility landscape within EUT+, and how it aligns with the broader ambitions of the alliance.

The ensuing report, therefore, encapsulates a triennial view, offering a comparative analysis of mobility trends, challenges, opportunities, and guidelines across the three pertinent timeframes. This structure is envisaged to provide a more holistic view of the mobility initiatives, thereby offering robust insights that can inform future strategic directions in facilitating mobility within the EUT+ alliance.

The key insights derived from this consolidated analysis are instrumental in understanding the evolving dynamics of student and staff mobility, and they provide a substantive basis for crafting forward-looking strategies to enhance the mobility

experience within the EUT+ alliance en route to its overarching goal of merging to form a unified European University of Technology by 2035-2040.

With this prefatory note, we invite the readers to delve into the substantive sections of the report that follow, which elucidate the mobility patterns, challenges, opportunities, and guidelines, as well as project the anticipated trends in student and staff mobility towards 2030 within the EUT+ alliance.

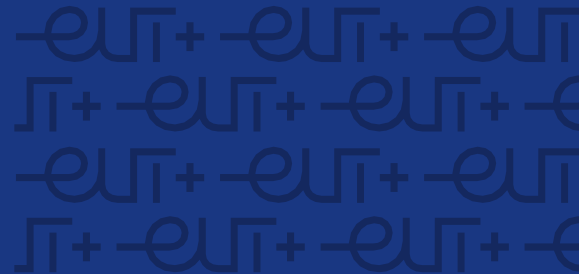
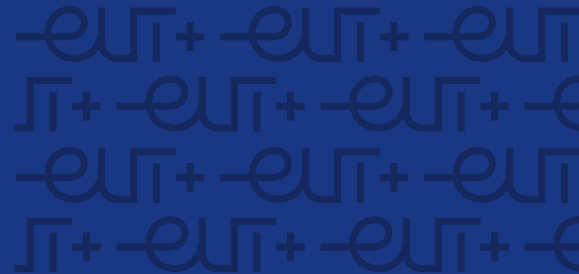
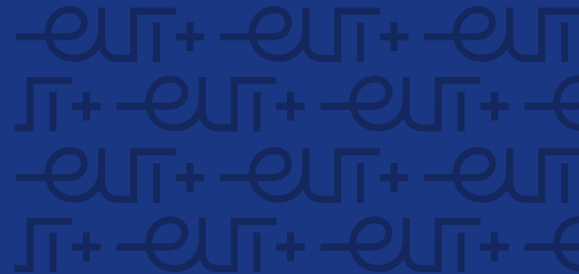


Table of Contents

1	<i>Introduction to mobility facilitation in EUT+</i>	8
1.1	Context	8
1.2	Objectives of Mobility Analysis	8
1.3	Scope of the Report	9
2	<i>Methodology</i>	10
2.1	Data Collection	10
2.2	Data.....	12
2.3	Data Analysis.....	16
3	<i>Annual Mobility Reports Overview</i>	20
3.1	Annual Mobility Report 2021	20
3.2	Annual Mobility Report 2022.....	22
3.3	Annual Mobility Report 2023.....	24
4	<i>Analysis of Mobility Trends</i>	25
4.1	Mobility Patterns: Unveiling Mobility Patterns Within the EUT+	25
4.2	Comparative Analysis of Inter-Institutional Mobility Trends within the EUT+	27
4.3	Geographical Mobility Analysis within the EUT+	29
5	<i>Challenges and Opportunities in Facilitating Mobility within EUT+</i>	31
5.1	Challenges	31
5.2	Opportunities.....	32
6	<i>Policy Recommendations for Facilitating Mobility</i>	34
6.1	Mobility Framework:	34



6.2	Academic Recognition and Credit Transfer:	35
6.3	Financial Support and Funding:	35
6.4	Inclusivity and Accessibility:	35
6.5	Environmental Sustainability:	35
6.6	Technological Integration:	36
6.7	Monitoring and Evaluation:	36
6.8	Curriculum Development and Language Proficiency:	36
7	<i>Guidelines for Facilitating Mobility</i>	37
7.1	Strengthening Inter-Institutional Partnerships and Collaborations	37
7.2	Guidelines on Enhancing Language Support	39
7.3	Guidelines for Improving Mobility Maps	42
7.4	Guidelines for Promoting Mobility as an Embedded Curriculum Component	44
7.5	Guidelines for Enhancing Communication and Promotion of Mobility Opportunities	46
8	<i>Projections: Anticipated Trends in Student and Staff Mobility Until 2030</i>	48
8.1	Incremental Growth in Mobility Numbers:	48
8.2	Diversification of Mobility Formats:	48
8.3	Enhanced Inter-Institutional Collaboration:	49
8.4	Technological Advancements:	49
8.5	Enhanced Support Mechanisms:	50
8.6	Cultural Integration and Community Building:	50
9	<i>Summary of Key Insights</i>	51
9.1	Progressive Growth in Mobility:	51



9.2	Diversification of Mobility Formats:	51
9.3	Inter-Institutional Collaborations:	51
9.4	Policy Frameworks:	52
9.5	Technological Support:	52
9.6	Language and Cultural Support:.....	52
9.7	Responsive Communication Channels:	52
9.8	Challenges and Opportunities:	53
9.9	Anticipated Future Trends:.....	53
10	References.....	53

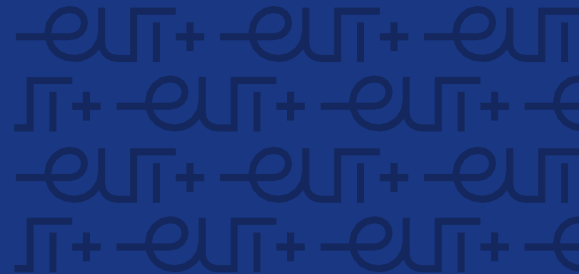


Table of figures

Figure 1 Students and staff mobility Spring 2021	12
Figure 2: Students and staff mobility Fall 2021	13
Figure 3: Students and staff mobility Spring 2022.....	14
Figure 4: Students and staff mobility Fall 2022	15
Figure 5: Students and staff mobility Spring 2023.....	16
Figure 6: Students (left) and staff (right) mobility of Spring 2021 as graphs.....	17
Figure 7: Students (left) and staff (right) mobility of Fall 2021 as graphs.	17
Figure 8: Students (left) and staff (right) mobility of Spring 2022 as graphs.....	18
Figure 9: Students (left) and staff (right) mobility of Fall 2022 as graphs.	18
Figure 10: Students (left) and staff (right) mobility of Spring 2023 as graphs.....	19

1 Introduction to mobility facilitation in EUT+

1.1 Context

In recent years, the landscape of higher education within Europe has been evolving towards more collaborative and unified frameworks. The establishment of the European University of Technology (EUT) represents a significant stride in this journey. The alliance, comprising eight pioneering universities, has embarked on a mission to transcend traditional academic boundaries by fostering enhanced mobility among students and staff. The underlying objective is to amalgamate resources, expertise, and academic cultures, paving the way for the official establishment of the EUT between 2035 and 2040.

The mobility programs initiated within this alliance are designed to be the building blocks of a more integrated, innovative, and inclusive educational environment. By facilitating a seamless exchange of knowledge and expertise across these institutions, the alliance aims to nurture a new generation of European citizens equipped with a broad spectrum of skills and a deep sense of social responsibility. Furthermore, staff mobility is recognized as a catalyst for administrative and academic collaborations, which are crucial for harmonizing the academic and operational frameworks among the participating institutions.

1.2 Objectives of Mobility Analysis

The primary objective of conducting a meticulous analysis of the mobility programs is to gauge the effectiveness and impact of these initiatives over the past three years. The insights gleaned from this analysis will serve as a solid foundation for refining the mobility strategies, ensuring they are aligned with the overarching goal

of creating a unified European University of Technology. Key objectives of the mobility analysis include:

- + Evaluation of Participation Rates: Assessing the level of engagement from both students and staff across the eight institutions, and identifying any existing barriers to participation.
- + Impact Assessment: Evaluating the qualitative and quantitative impacts of mobility on academic performance, professional development, and cross-cultural competencies.
- + Operational Efficiency: Analyzing the operational frameworks facilitating mobility to identify areas of improvement and ensure a seamless mobility experience for all participants.
- + Strategic Alignment: Ensuring that the mobility programs are strategically poised to contribute towards the long-term vision of establishing the EUT+.

1.3 Scope of the Report

This report, titled "Facilitating Mobility," encapsulates a comprehensive analysis of the mobility programs conducted over the past three academic years. It delves into the mobility patterns, the experiences of the participants, and the operational frameworks that facilitated these exchanges. The scope encompasses:

- + An analysis of the mobility data collected from the eight universities, elucidating the trends and drawing correlations with the strategic objectives of the EUT alliance.
- + A examination of the operational procedures, administrative support, and technological platforms facilitating the mobility programs.
- + Recommendations and guidelines aimed at enhancing the effectiveness, inclusivity, and impact of the mobility initiatives in the forthcoming years.

The findings and recommendations outlined in this report are envisioned to contribute significantly towards refining the mobility strategies, thereby accelerating the journey towards the establishment of the European University of Technology.

2 Methodology

2.1 Data Collection

The process of data collection for this report is rooted in acquiring thorough and accurate insights into the mobility activities conducted across the eight universities under the European University of Technology (EUT+) alliance. The primary source of data emanates from the Common Erasmus Office (ECO), which oversees the Erasmus mobility programs among the participating institutions. This section delineates the mechanisms through which data pertinent to student and staff mobility were collected and assimilated for analysis.

2.1.1 Erasmus Reports

The cornerstone of the data collection process was the comprehensive review and analysis of the Erasmus reports. These reports encapsulate a wealth of information regarding the mobility of students and staff among the institutions in the EUT+ alliance. The reports furnished quantitative data on the number of individuals engaged in mobility, the direction of mobility flows, and the duration of their stay. Moreover, they provided insights into the types of mobility whether conventional, virtual, event-based, or blended, thus offering a panoramic view of the mobility dynamics within the alliance.

2.1.2 Student ECO Survey

In a bid to augment the data from the Erasmus reports and to capture the qualitative aspects of mobility, a survey was orchestrated by the Common Erasmus Office. This survey was strategically disseminated to students who participated in the mobility

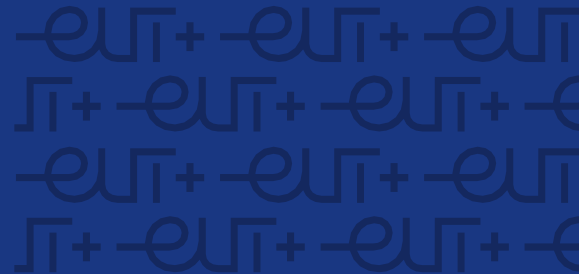
programs, with the aim of gauging their experiences, satisfaction levels, and the perceived merit of such exchanges within the structural framework of EUT+.

The survey encompassed a variety of questions designed to elicit responses that would shed light on the effectiveness, challenges, and benefits of the mobility programs. Key areas explored in the survey included the adequacy of the information provided prior to mobility, the ease of the application process, the support received during mobility, and the overall impact of the mobility experience on the academic and personal development of the participants.

2.1.3 Data Verification and Validation


To ensure the accuracy and reliability of the data collected, a meticulous verification and validation process was undertaken. This entailed cross-checking the data from the Erasmus reports with the responses obtained from the ECO survey. Discrepancies were duly noted and addressed to uphold the integrity of the data, which is pivotal for a robust analysis and the derivation of credible conclusions and recommendations.

This meticulous data collection process serves as the bedrock upon which the subsequent analysis and discussions are based, ensuring a thorough and insightful examination of the mobility programs within the EUT+ alliance.



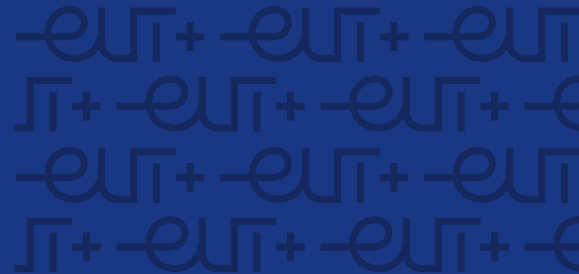
2.2 Data

STUDENT & STAFF MOBILITY - SPRING 2021																			
Town	Institution	To UTT		To h_da		To RTU		To TU DUBLIN		To TUS		To CUT		To UPCT		To UTCN		Total OUT	
		Students	Staff	Students	Staff	Students	Staff	Students	Staff	Students	Staff	Students	Staff	Students	Staff	Students	Staff	Students	Staff
From	UTT			1	0	1	0	0	0	14	0	0	0	0	0	11	0	27	0
From	h_da	0	0			1	0	0	0	0	0	0	7	0	0	0	0	1	7
From	RTU	0	0	0	0			0	0	0	0	0	0	0	0	0	0	0	0
From	TU DUBLIN	0	0	0	0	0	0			0	0	0	0	0	0	0	0	0	0
From	TUS	0	0	0	0	0	0	0	0			0	0	0	0	0	0	0	0
From	CUT	0	0	0	0	0	0	0	0	0	0			0	0	0	0	0	0
From	UPCT	0	0	0	0	0	0	0	0	0	0	0	0			1	0	1	0
From	UTCN	1				4				2		25	5	8				40	5
		To UTT		To h_da		To RTU		To TUD		To TUS		To CUT		To UPCT		To UTCN		Mobility Total	
		1	0	1	0	6	0	0	0	16	0	25	12	8	0	12	0	69	12
		Students	Staff	Students	Staff	Students	Staff	Students	Staff	Students	Staff	Students	Staff	Students	Staff	Students	Staff	Students	Staff



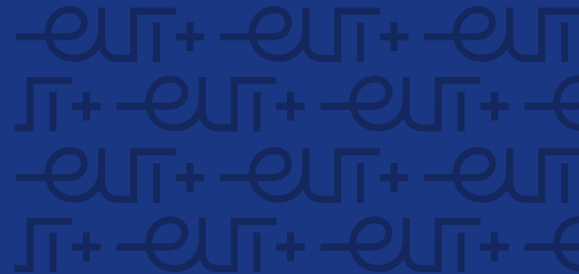
EUROPEAN
UNIVERSITY OF
TECHNOLOGY

Figure 1 Students and staff mobility Spring 2021



STUDENT & STAFF MOBILITY - FALL 2021																			
Town	Institution	To UTT		To h_da		To RTU		To TU DUBLIN		To TUS		To CUT		To UPCT		To UTCN		Total OUT	
		Students	Staff	Students	Staff	Students	Staff	Students	Staff	Students	Staff	Students	Staff	Students	Staff	Students	Staff	Students	Staff
From	UTT			2	0	8	0	0	0	3	0	2	1	2	1	0	1	17	3
From	h_da	0	0			0	0	4	0	0	0	0	0	1	1	0	1	5	2
From	RTU	0	2	0	21			0	0	0	5	0	12	0	0	0	0	0	40
From	TU DUBLIN	0	0	0	0	0	0			0	0	0	2	3	7	0	0	3	9
From	TUS						4										2	0	6
From	CUT	0	0	0	0	0	0	0	0	0	0			0	0	0	0	0	0
From	UPCT	0	1	0	7	7	0	0	0	1	0	0	17			0	0	8	25
From	UTCN	1		1	30						15	2	11	8	13			12	69
		To UTT		To h_da		To RTU		To TUD		To TUS		To CUT		To UPCT		To UTCN		Mobility Total	
		1	3	3	58	15	4	4	0	4	20	4	43	14	22	0	4	45	154
		Students	Staff	Students	Staff	Students	Staff	Students	Staff	Students	Staff	Students	Staff	Students	Staff	Students	Staff	Students	Staff

Figure 2: Students and staff mobility Fall 2021



STUDENT & STAFF MOBILITY - SPRING 2022																			
Town	Institution	To UTT		To h_da		To RTU		To TU DUBLIN		To TUS		To CUT		To UPCT		To UTCN		Total OUT	
		Students	Staff	Students	Staff	Students	Staff	Students	Staff	Students	Staff	Students	Staff	Students	Staff	Students	Staff	Students	Staff
From	UTT			1	3	10	3	0	3	6	4	1	3	3	3	22	3	43	22
From	h_da	0	1			1	1	4	0	0	0	0	1	6	0	0	0	11	3
From	RTU (*)	1	3	12	1			3	10	2	0	3	0	35	14	0	6	56	34
From	TU DUBLIN	0	8	0	0	0	0			0	0	0	0	7	0	0	0	7	8
From	TUS	0	3	0	6	2	10	1	19			0	0	6	7	17	18	26	63
From	CUT	0	0	0	0	0	0	0	0	0	0			0	0	0	0	0	0
From	UPCT	3	5	6	0	5	17	0	19	1	17	0	1			5	10	20	69
From	UTCN	3	6	1	8	6	13		23	2	11	5	9	3	22			20	92
		To UTT		To h_da		To RTU		To TUD		To TUS		To CUT		To UPCT		To UTCN		Mobility Total	
		7	26	20	18	24	44	8	74	11	32	9	14	60	46	44	37	183	291
		Students	Staff	Students	Staff	Students	Staff	Students	Staff	Students	Staff	Students	Staff	Students	Staff	Students	Staff	Students	Staff

(*) 31 from the student


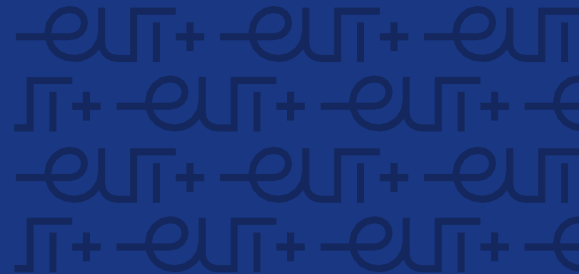


Figure 3: Students and staff mobility Spring 2022



STUDENT & STAFF MOBILITY - FALL 2022																			
Town	Institution	To UTT		To h_da		To RTU		To TU DUBLIN		To TUS		To CUT		To UPCT		To UTCN		Total OUT	
		Students	Staff	Students	Staff	Students	Staff	Students	Staff	Students	Staff	Students	Staff	Students	Staff	Students	Staff	Students	Staff
From	UTT			3		16		0		0		0		5		0		24	0
From	h_da	0	0			1	0	10	1	0	0	0	1	4	1	0	0	15	3
From	RTU (*)		17	3	8						4	2	4	5			10	41	
From	TU DUBLIN	0		0		0				0		0		0		0	0	0	0
From	TUS	0	11	0	13	0	1	0	4			2	9	0	0	0	0	2	38
From	CUT	0		4		0		0		0				0		0	0	4	0
From	UPCT	1	25	3	22	4	0	0	13	1	2	0	8			5	0	14	70
From	UTCN	10	28	4	11		3				13	1	8	8	4			23	67
		To UTT		To h_da		To RTU		To TUD		To TUS		To CUT		To UPCT		To UTCN		Mobility Total	
		11	81	17	54	21	4	10	18	1	19	5	30	22	5	5	8	92	219
		Students	Staff	Students	Staff	Students	Staff	Students	Staff	Students	Staff	Students	Staff	Students	Staff	Students	Staff	Students	Staff

(*) 31 from the student


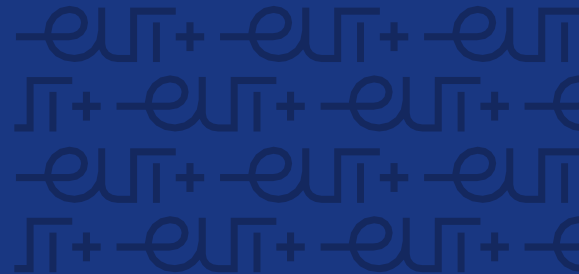


Figure 4: Students and staff mobility Fall 2022



STUDENT & STAFF MOBILITY - SPRING 2023																			
Town	Institution	To UTT		To h_da		To RTU		To TU DUBLIN		To TUS		To CUT		To UPCT		To UTCN		Total OUT	
		Students	Staff	Students	Staff	Students	Staff	Students	Staff	Students	Staff	Students	Staff	Students	Staff	Students	Staff	Students	Staff
From	UTT			2		9		8		17		0		4		7	12	47	12
From	h_da					4	4	1	1					1	1		0	6	6
From	RTU (*)		2	4	6				20		7			1	1		9	5	45
From	TU DUBLIN																15	0	15
From	TUS	5	8	0	6	0	11	0	7			4	3	1	14	55	41	65	90
From	CUT			4													14	4	14
From	UPCT	1	13	8	5	14	12	0	6	0	0	0	1			8	21	31	58
From	UTCN	2	11	10	15	13	15		13	1	26	6	13	9	7			41	100
		To UTT		To h_da		To RTU		To TUD		To TUS		To CUT		To UPCT		To UTCN		Mobility Total	
		8	34	28	32	40	42	9	47	18	33	10	17	16	23	70	112	199	340
		Students	Staff	Students	Staff	Students	Staff	Students	Staff	Students	Staff	Students	Staff	Students	Staff	Students	Staff	Students	Staff

Figure 5: Students and staff mobility Spring 2023

2.3 Data Analysis

Figures 1 to 5 illustrate the mobility of students and staff as directed graphs with the aid of the spring layout algorithm [2]. In this representation the larger a node is the highest its involvement in mobilities. The distance between two nodes is

inversely proportional to the mobility exchanges while the width of an edge (arrow) is proportional to the number of exchanges.

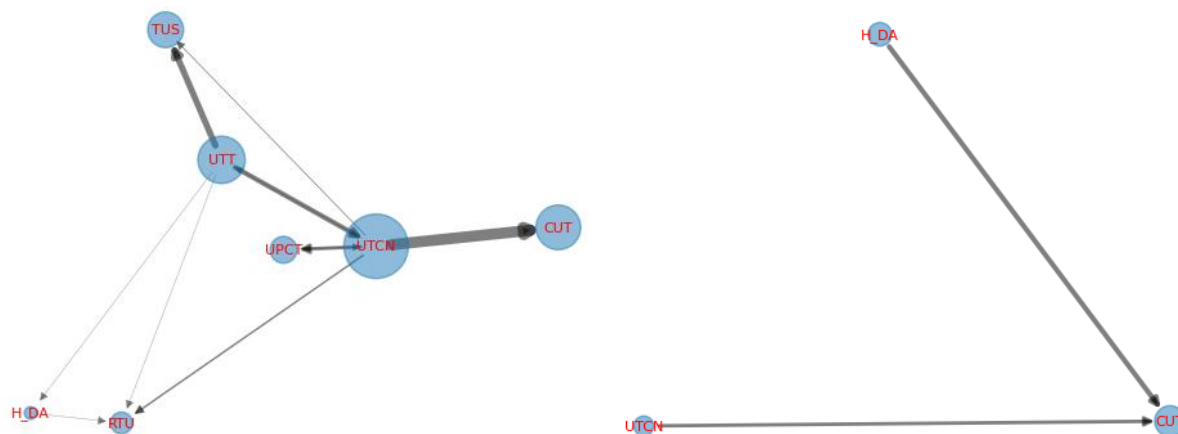


Figure 6: Students (left) and staff (right) mobility of Spring 2021 as graphs

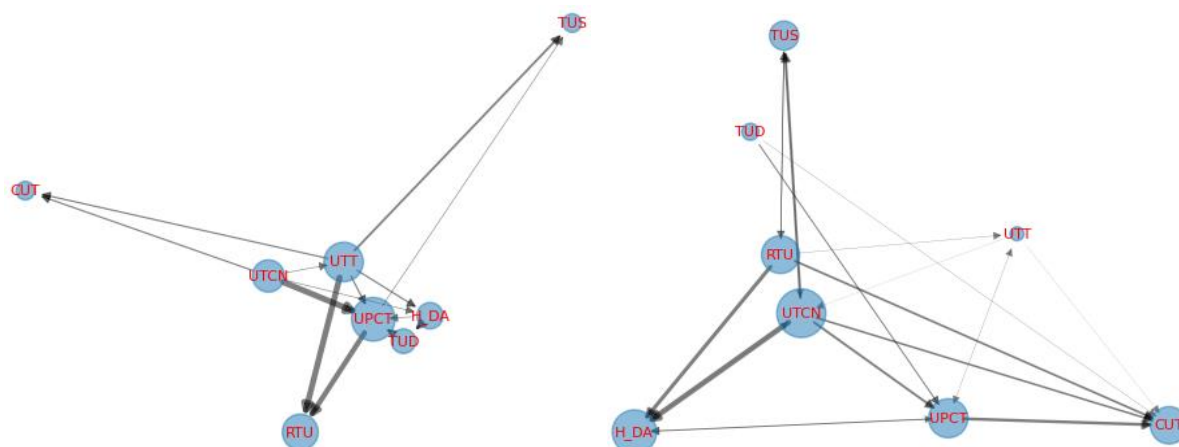


Figure 7: Students (left) and staff (right) mobility of Fall 2021 as graphs.

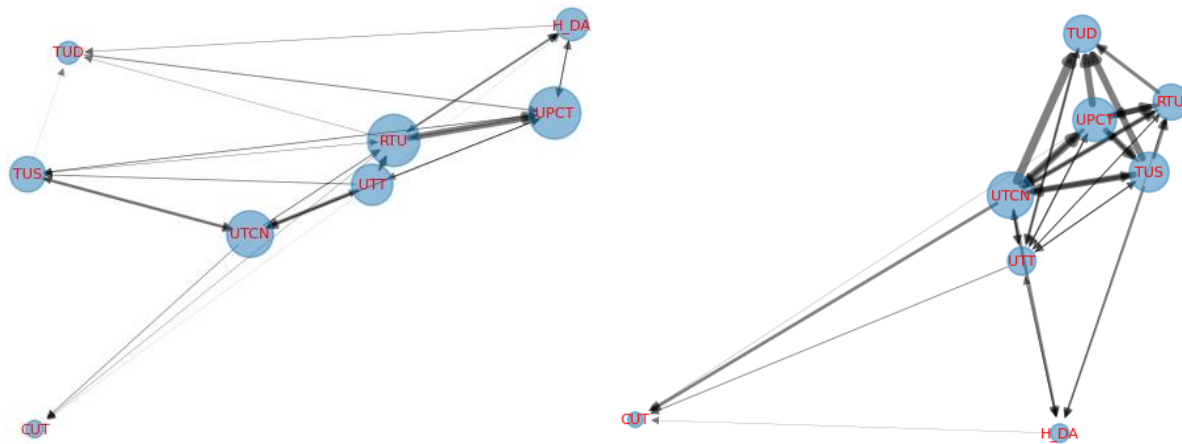
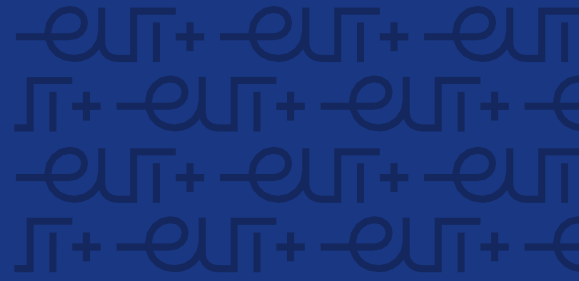


Figure 8: Students (left) and staff (right) mobility of Spring 2022 as graphs.

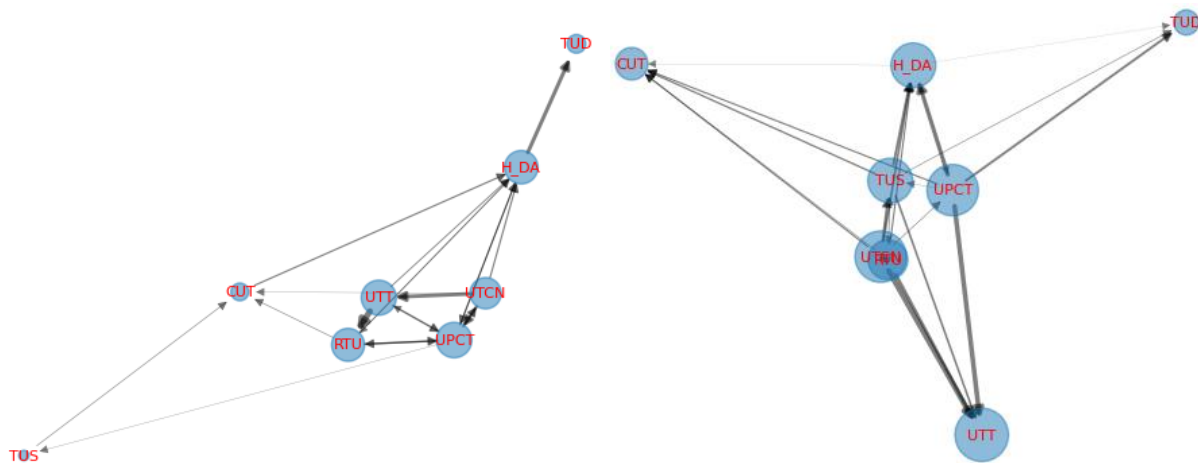


Figure 9: Students (left) and staff (right) mobility of Fall 2022 as graphs.

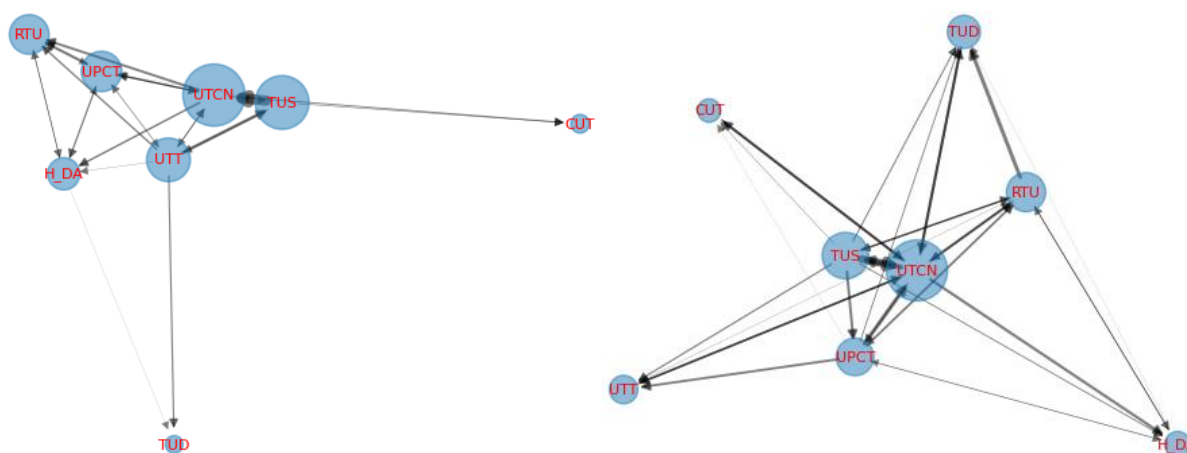


Figure 10: Students (left) and staff (right) mobility of Spring 2023 as graphs.

Modelling mobilities as graphs allows us to extract global metrics [1,5] such as the transitivity [3] and clustering coefficient [4] to measure the progress made. The summary of those metrics is presented in Table 1.

Period	transitivity		clustering coefficient	
	Students	Staff	Students	Staff
Spring 2021	0.156	0	0.340	0
Fall 2021	0.222	0.238	0.383	0.239
Spring 2022	0.570	0.600	0.704	0.738
Fall 2022	0.460	0.365	0.382	0.492
Spring 2023	0.511	0.520	0.668	0.734

Table 1: Graph metrics showing the progress in student and staff mobility during the reported period.

3 Annual Mobility Reports Overview

3.1 Annual Mobility Report 2021

The year 2021 marked a significant phase in the mobility initiatives of the European University of Technology (EUT+). The alliance, comprising eight diverse universities, is on a mission to transform mobility experiences for students and staff across the campuses. The ultimate goal is to create a unified European University of Technology by 2035-2040. The core objectives for 2021 focused on laying a solid foundation for mobility management, enhancing engagement within the student and staff communities, and initiating a structured approach to facilitate various forms of mobility. This report encompasses the key activities, workshops, and milestones achieved in 2021 concerning mobility. It provides insights into the initial steps towards forming a unified framework for mobility management, crucial agreements, and the setup of the Common Erasmus Office.

3.1.1 Mobility Management Initiatives

- Workshops:

The spring of 2021 saw the organization of a series of workshops aimed at inventorying the mobility management processes on each campus. These workshops significantly contributed to planning student mobility (See Deliverable D5.1.2 Planning Student Mobility).

- Erasmus Common Office Setup:

A monumental milestone was the establishment of the Erasmus Common Office, agreed upon in Cyprus in September 2021 (See Deliverable D5.1.1). This office is

envisioned as the central link for mobility between the campuses, with a designated officer from each of the eight partner institutions.

- **Bilateral Agreements:**

Progress was made in signing bilateral agreements to formalize mobility arrangements among the institutions. The status of these agreements is crucial for the smooth operation of mobility programs.

3.1.2 Mobility Types and Communication Channels

- **Types of Mobility Identified:**

Various types of mobility were identified, including study semesters, intensive programs, research internships, summer/winter schools, short research projects or study visits, company placements, and hybrid mobility.

- **Communication Channels:**

Contact points on each campus were identified, and communication channels like a mailing list, a WhatsApp group, and weekly meetings on Whaller sphere WP5 were established to ensure seamless coordination among the campuses.

The year 2021 was instrumental in kickstarting the mobility initiatives, with the creation of the Erasmus Common Office being a significant milestone. The workshops held and the communication channels established have set a strong foundation for future mobility programs. The lessons learned and the structures put in place in 2021 provide a robust platform for expanding mobility programs. The alliance aims to continue building on these foundations, with a focus on enhancing engagement, satisfaction, and the overall mobility experience for students and staff as it journeys towards the creation of a unified European University of Technology.

3.2 Annual Mobility Report 2022

The year 2022 continued to uphold the momentum set by the preceding year in advancing the mobility objectives of the European University of Technology (EUT+). The alliance, with its eight member institutions, furthered the integration and facilitation of mobility among students and staff. Building upon the foundational work of 2021, the objectives for 2022 were focused on refining the mobility processes, establishing structures for cluster mobility, and engaging the university community in the new mobility framework. This report elaborates on the key milestones, workshops, and initiatives undertaken in 2022 to bolster mobility across the EUT+ alliance.

3.2.1 Key Milestones and Workshops

- Mobility Maps Agreement:

A significant milestone was the agreement on mobility maps for EUT Cluster Degrees Mobilities. This framework ensured a common process for managing student enrolment across different campuses, fostering mutual trust among stakeholders in the enrollment management process.

- Student Experience Workshop:

The workshop hosted in Troyes in March 2022 was pivotal in focusing on an enrolment system and application process for cluster mobility. It emphasized the shift from traditional exchange programs to embedded curricula, allowing for a more integrated and seamless mobility experience.

- First Pioneer Students for Cluster Mobility:

Fall Semester 2022 witnessed the enrollment of the first batch of pioneer students for cluster mobility. This marked a significant step towards operationalizing the cluster mobility framework.

3.2.2 Mobility Management and Coordination

- Increased Coordination:

There was an increased coordination with the activities of other work packages (WP 2/3/6), including the decision to launch a student survey to understand motivation and barriers regarding mobility.

- Two Workshops in Darmstadt:

Two workshops were held in Darmstadt in October and November 2021, focusing on identifying the 12 characteristics of student mobility and enhancing the quality and quantity of mobility periods.

- Ongoing Mobility Operations:

The Common Erasmus Office continued to act as a central link for mobility between the campuses, with regular meetings and communication channels aiding in the smooth operation of mobility programs.

The year 2022 was marked by substantial advancements in structuring and promoting mobility within the EUT+ alliance. The milestones achieved, especially the initiation of cluster mobility, are pivotal for the long-term mobility goals of the alliance. As the alliance moves closer to its vision of a unified European University of Technology, the groundwork laid in 2022 for cluster mobility and enhanced coordination among campuses will be instrumental. The focus will remain on expanding mobility opportunities, ensuring inclusivity, and striving for a seamless

mobility experience across the EUT+ campuses. The evolution of mobility initiatives in 2022, as detailed in this report, reflects a steadfast commitment of the EUT+ alliance towards creating a conducive and integrated environment for cross-campus mobility, aligning with the broader vision of creating a unified European University of Technology.

3.3 Annual Mobility Report 2023

The year 2023 marked a pivotal phase in the evolution of the European University of Technology (EUT+), particularly in enhancing the mobility of students and staff across its eight campuses. The initiation of Cluster Mobility emerged as a significant milestone, promising to not only bolster the number of mobilities but also to reinforce the collaborative framework among the partner institutions.

- Overview of Mobility in Spring 2023:

In Spring 2023, a total of 195 students participated in mobility programs across the eight campuses, reflecting a continued upward trend in engagement from the previous years. The inception of Cluster Mobility is viewed as a catalyst for this positive trajectory, with expectations of further upticks as new clusters are incorporated.

- Cluster Mobility:

The operationalization of Cluster Mobility demonstrated a significant stride towards fostering a seamless academic and cultural exchange among the EUT+ campuses. The initiative is envisioned to expand over the coming semesters with the addition of new clusters, thereby enriching the learning experience and aligning with the overarching goals of EUT+.

- Common Erasmus Office Initiatives:

The Common Erasmus Office (CEO) has been the linchpin in orchestrating the mobility programs. The regular Tuesday meetings have facilitated a robust coordination mechanism, ensuring that the objectives of enhancing mobility are continually pursued and refined. Through these weekly engagements, the CEO has been able to synchronize efforts, address challenges, and strategize on augmenting the mobility figures in the subsequent semesters.

- Forward-Look:

As the EUT+ marches towards its goal of becoming a fully-fledged European University of Technology by 2035-2040, the mobility programs are anticipated to play a crucial role. The lessons drawn from the mobility figures and the successful kick-off of Cluster Mobility in 2023 provide a solid foundation for scaling up these initiatives. The continued engagement of the Common Erasmus Office and the collaborative ethos among the partner institutions are deemed pivotal in navigating the path ahead.

4 Analysis of Mobility Trends

4.1 Mobility Patterns: Unveiling Mobility Patterns Within the EUT+

The mobility initiatives within the EUT+ alliance encapsulate a myriad of opportunities for both students and staff across the eight campuses. By delving into the mobility data from Spring 2021 to Spring 2023, this analysis aims to unearth the evolving mobility patterns and the implications they bear on the alliance's overarching objectives.

4.1.1 Ascending Mobility Trends:

A discernible upward trajectory in mobility is evident over the examined periods. For students, the mobility figures ascended from 69 in Spring 2021 to 199 in Spring 2023. Simultaneously, staff mobility saw a substantial rise from 12 in Spring 2021 to 340 in Spring 2023. This progressive trend underscores a burgeoning engagement within the EUT+ community towards exploiting the mobility opportunities available.

4.1.2 Spring Semester Surge:

There's a noticeable pattern of higher mobility engagement during the Spring semesters for both students and staff. Identifying the underlying factors contributing to this pattern could be instrumental in strategizing for a more evenly distributed mobility engagement throughout the academic year.

4.1.3 Impact of Cluster Mobility Introduction:

The advent of Cluster Mobility in 2023 heralded a significant milestone within the alliance. While the mobility figures from Fall 2022 to Spring 2023 show a modest increase, the impact of Cluster Mobility is expected to be more pronounced as the initiative matures and as more clusters are introduced.

4.1.4 Staff Mobility Dynamics:

The staff mobility figures particularly highlight a substantial leap from 12 in Spring 2021 to 340 in Spring 2023. This trend not only reflects the growing inter-campus collaborations but also resonates with the alliance's objective of fostering a cohesive academic and professional community across the eight campuses.

4.1.5 Role of Common Erasmus Office (ECO):

The establishment and consistent engagements of the Common Erasmus Office are pivotal in facilitating and managing mobilities. The CEO's regular interactions and coordinated efforts are evidently contributing towards the smooth execution and increment of mobility programs.

4.2 Comparative Analysis of Inter-Institutional Mobility Trends within the EUT+

The inter-institutional mobility trends within the EUT+ alliance encapsulate a dynamic exchange of knowledge, culture, and experiences among the eight partner universities. This comparative analysis seeks to dissect the mobility trends across these institutions from Spring 2021 to Spring 2023, revealing the patterns, disparities, and potential areas of enhancement.

4.2.1 Overall Mobility Increase:

Across the board, there has been a notable increase in both student and staff mobility. The consistent uptick in mobility figures over the semesters reflects a growing engagement and the successful implementation of mobility-enhancing initiatives within the EUT+ alliance.

4.2.2 Institution-wise Mobility Trends:

Spring 2021: Mobility was relatively low, with the most noticeable activity from UTCN and UTT for students and minimal staff mobility across all institutions.

Fall 2021: A significant surge in staff mobility was observed, particularly at UTCN, RTU, and UPCT. Student mobility remained modest with a slight increase in UTT and UTCN.

Spring 2022: Both student and staff mobility soared with notable increases across all institutions, reflecting a more evenly distributed mobility engagement.

Fall 2022: Student mobility dipped slightly, while staff mobility remained robust, especially at UTCN, UPCT, and h_da.

Spring 2023: Both categories witnessed an upward trend, continuing the positive trajectory in mobility engagement.

4.2.3 Impact of Strategic Initiatives:

The implementation of strategic initiatives like the Common Erasmus Office, Cluster Mobility, and the introduction of mobility maps in EUT Cluster Degrees Mobilities have significantly influenced the mobility trends. These initiatives have not only streamlined the mobility processes but also broadened the spectrum of mobility opportunities available to both students and staff.

4.2.4 Varied Mobility Engagement:

Different institutions exhibit varied levels of mobility engagement. For instance, UTCN, UTT, and UPCT have shown higher levels of staff mobility in comparison to other institutions. Understanding the factors contributing to these disparities can offer valuable insights for enhancing mobility engagement across all partner universities.

4.2.5 Seasonal Mobility Patterns:

A recurrent pattern of higher mobility engagement during the Spring semesters has emerged. Delving into the underlying factors, mainly the clash of academic calendars that can be mitigated by the summer break, can provide a clearer understanding of this seasonal trend and how it can be leveraged or balanced.

4.3 Geographical Mobility Analysis within the EUT+

The geographical mobility within the EUT+ alliance elucidates a vibrant intercultural and academic exchange among the eight partner institutions spread across Europe. This analysis aims to delve into the geographical mobility trends from Spring 2021 to Spring 2023, spotlighting the movement patterns, regional engagement, and the intertwined academic and cultural exchange.

4.3.1 Regional Mobility Dynamics:

The geographical dispersion of the EUT+ institutions across different European regions provides a fertile ground for a rich academic and cultural exchange. The mobility data showcases an active engagement across these geographical bounds, fostering a dynamic EUT+ community.

4.3.2 Institution-wise Geographical Mobility Trends:

North to South Mobility: There's a noticeable movement from northern institutions like RTU to southern ones like UPCT and UTCN. This trend illuminates a vibrant exchange between the northern and southern regions of Europe within the alliance.

West to East Mobility: Similarly, there's a discernible mobility pattern from western institutions like UTT and TU DUBLIN to eastern counterparts like UTCN and RTU, facilitating a west-east academic and cultural dialogue.

Centralized Mobility Hubs: Certain institutions like UTCN and UTT have emerged as centralized mobility hubs, attracting a significant number of inbound mobility from other partner institutions.

4.3.3 Impact of Language and Academic Offerings:

The language of instruction and the variety of academic offerings play pivotal roles in shaping geographical mobility trends. Institutions offering courses in widely spoken languages or unique academic programs tend to attract higher mobility.

4.3.4 Seasonal Geographical Mobility Patterns:

The Spring semesters have witnessed a more diversified geographical mobility compared to the Fall semesters. Understanding the underlying factors behind these seasonal trends can offer valuable insights for balanced geographical mobility all year round.

4.3.5 Enabling Platforms:

The Common Erasmus Office and the systematic mobility frameworks like the mobility maps and Cluster Mobility have significantly contributed to simplifying the geographical mobility process, thereby encouraging a broader participation across the alliance. The geographical mobility analysis underscores a robust academic and cultural exchange within the EUT+ alliance. It reveals the importance of strategic initiatives in facilitating geographical mobility and highlights the potential areas for further enhancement to ensure a balanced and inclusive geographical mobility experience. The geographical mobility trends within the EUT+ alliance not only foster academic growth but also sow the seeds for a more interconnected and culturally rich European educational landscape.

5 Challenges and Opportunities in Facilitating Mobility within EUT+

The collaborative framework of the EUT+ aims at fostering a conducive environment for student and staff mobility across its eight institutional partners. While there are challenges that hinder mobility, there are also significant opportunities that can be harnessed to propel the alliance towards its mobility goals. This section articulates both the challenges and opportunities observed in facilitating mobility within the EUT+.

5.1 Challenges

Administrative hurdles and academic coordination form the foundational layers of challenges that beset the mobility programs within the EUT+ alliance. One of the predominant administrative challenges lies in the harmonization of the enrollment processes across the partnering institutions, each having its unique administrative framework. This harmonization is imperative to facilitate a smooth mobility experience for both students and staff. Additionally, the administrative load associated with processing applications, particularly during peak periods, presents a substantial hurdle, underscoring the need for an efficient administrative mechanism to handle the influx of applications.

On the academic front, the compatibility of curricula across the institutions emerges as a pivotal area that requires meticulous attention. The seamless integration and recognition of academic credits are paramount to fostering a conducive academic mobility environment. However, achieving this seamless integration presents a significant challenge that demands robust academic coordination among the institutions. Adding to the academic challenges are the language barriers arising

from the varied languages of instruction across the institutions. This linguistic diversity, while enriching, could potentially act as a deterrent to mobility for non-native speakers, hence necessitating enhanced language support mechanisms.

Venturing into the logistical realm, capacity limitations underscore the challenges associated with accommodating mobile students and staff. The availability of open seats and the requisite infrastructure to accommodate the influx of mobile participants each semester is a logistical challenge that warrants strategic planning and resource allocation. The readiness and capacity of institutions in terms of infrastructure vary, thereby affecting the ability to accommodate mobile participants. Financial constraints further accentuate the challenges faced in promoting mobility within the alliance. Ensuring adequate funding for mobility programs, inclusive of scholarships and grants, emerges as a critical concern. The financial aspect extends to the cost of living disparities observed across different regions, which could potentially deter mobility to certain areas. These financial constraints necessitate a comprehensive financial strategy to ensure that mobility programs are adequately funded and financially accessible to all prospective participants.

5.2 Opportunities

Enhanced inter-institutional collaboration stands as a cornerstone for fostering a rich academic and cultural exchange within the EUT+ alliance. The alliance inherently serves as a conduit for shared resources, knowledge, and expertise among the partnering institutions, thereby cultivating a collaborative ethos in learning and research. A notable stride in this collaboration is the advent of EUT Cluster Degrees Mobilities, paving the way for joint academic programs. This initiative significantly augments the academic richness and diversity available to

both students and staff, further embellishing the academic landscape of the alliance.

In parallel, the wave of technological advancements ushers in a plethora of opportunities to transcend traditional mobility barriers. The embracement of virtual, event-based, or blended mobility programs, facilitated by these advancements, heralds a new era of mobility. Additionally, the deployment of a centralized Learning Management System (LMS) stands to streamline the academic experience for mobile participants, thereby fostering a unified, seamless learning environment across the campuses.

Community building emerges as a pivotal facet in enhancing the engagement and outreach of mobility programs. The inception of a vibrant Student Ambassadors Network across the campuses serves as a catalyst in bolstering the engagement with mobility programs. This network, coupled with the professional development avenues that mobility programs unveil, cultivates a culture of continuous learning and global exposure for both students and staff. These initiatives collectively contribute to creating a conducive environment for academic and professional growth.

Lastly, the aspect of funding and support underscores the vitality of financial sustenance for the mobility initiatives within EUT+. Exploring external funding avenues, inclusive of grants and scholarships, presents a viable solution to alleviate the financial constraints associated with mobility programs. Alongside external funding continued backing from institutional and regional stakeholders is indispensable in propelling the mobility initiatives forward. This dual-pronged

approach of external funding and institutional support significantly bolsters the sustainability and expansion of mobility programs within the EUT+ alliance.

The journey towards achieving the ambitious mobility goals of the EUT+ alliance is laden with both challenges and opportunities. By addressing the administrative, academic, and financial challenges while capitalizing on the collaborative, technological, and community-building opportunities, the EUT+ can significantly enhance the mobility experience for its students and staff, inching closer to its vision of a unified European University of Technology.

6 Policy Recommendations for Facilitating Mobility

Enhancing mobility within the European University of Technology (EUT+) requires a robust policy framework that aligns with the broader objectives of the alliance. The recommendations provided herein aim to create an enabling environment for student and staff mobility, thereby contributing to the overall success of the EUT+ initiative.

6.1 Mobility Framework:

Comprehensive Mobility Policy: A comprehensive mobility policy encompassing various mobility types - study semesters, intensive programs, research internships, blended mobility, etc., should be established.

Transparent Mobility Procedures: Clear, transparent procedures for application, selection, and recognition are crucial for a seamless mobility experience for students and staff.

6.2 Academic Recognition and Credit Transfer:

Automatic Recognition: Promote the automatic recognition of credits earned during mobility periods to ensure they count towards the students' degree requirements.

Harmonized Credit Transfer System: Work towards a harmonized credit transfer system across all institutions within the EUT+ to ease the academic recognition process.

6.3 Financial Support and Funding:

Adequate Funding: Ensure sufficient funding for mobility programs, significantly through the Erasmus Programme, which has been instrumental in financially supporting and providing guiding principles for mobility within Europe.

Financial Aid Information: Offer clear information on available financial aid, scholarships, and grants for mobile students and staff.

6.4 Inclusivity and Accessibility:

Inclusive Mobility Opportunities: Develop inclusive mobility opportunities catering to the diverse needs of the EUT+ community, including individuals with disabilities.

Accessible Mobility Infrastructure: Guarantee accessible infrastructure and support services across all campuses to accommodate the varied needs of mobile individuals.

6.5 Environmental Sustainability:

Sustainable Mobility Practices: Advocate for environmentally sustainable mobility practices and implement carbon offset initiatives to neutralize the environmental impact of physical mobilities.

6.6 Technological Integration:

Advanced Technological Platforms: Utilize advanced technological platforms to facilitate virtual mobility, online collaboration, and communication among the EUT+ community.

Cybersecurity Measures: Implement robust cybersecurity measures to protect the data and privacy of mobile students and staff.

6.7 Monitoring and Evaluation:

Mobility Impact Assessment: Regular assessments to evaluate the impact of mobility programs on academic achievement, personal development, and institutional collaboration are crucial.

Feedback Mechanisms: Establish robust feedback mechanisms to gather insights from mobile students and staff, utilizing the feedback to continuously improve mobility policies and practices.

6.8 Curriculum Development and Language Proficiency:

Embedding Mobility in Curricula: Embed mobility opportunities in all existing and new curricula to foster a culture of inter-institutional collaboration and experiential learning.

Promoting Multilingualism: Promote multilingualism across the EUT+ alliance while recognizing the use of the English language as a necessity to facilitate communication and learning in the short-term among the diverse EUT+ community.

7 Guidelines for Facilitating Mobility

7.1 Strengthening Inter-Institutional Partnerships and Collaborations

- + The establishment and nurturing of inter-institutional partnerships and collaborations are pivotal to the actualization of the mobility goals within the European University of Technology (EUT+). With the advent of the EUT Research Institutes (ERIs), the expansion of clusters, and the ongoing alignment of curricula among partner institutions, the EUT+ is poised for a seamless inter-institutional mobility framework. This section elucidates guidelines designed to bolster these partnerships, thus catalyzing mobility facilitation within the EUT+.

7.1.1 Formalizing Collaborative Agreements:

- + **Bilateral and Multilateral Agreements:** Craft and formalize agreements delineating the terms of collaboration, roles, and responsibilities, ensuring a mutual understanding and commitment among partner institutions.
- + **Mobility Maps Agreement:** Establish agreements for mobility maps in EUT Cluster Degrees Mobilities, facilitating mutual recognition of academic credits and a smooth transition for students across campuses.

7.1.2 Academic Alignment and Joint Programs:

- + **Curricular Alignment:** Expedite the alignment of curricula among partner institutions to foster academic consistency and ease of mobility for students.

- + Joint Academic Programs: Develop and promote joint academic programs, encouraging collaborative teaching and learning experiences across the EUt+.
- + Cluster Expansion: Continuously expand and refine the cluster programs, aligning them with the evolving academic and research goals of the EUt+.

7.1.3 Research Collaborations and ERIs:

- + EUt Research Institutes (ERIs): Leverage the established ERIs to foster research collaborations, providing a platform for academic exchanges and mobility of research staff.
- + Joint Research Initiatives: Initiate joint research projects leveraging the diverse expertise across the EUt+, encouraging cross-institutional research collaborations and staff mobility.

7.1.4 Technological Facilitation:

- + Learning Management System (LMS): Continue the deployment of a centralized LMS, ensuring a uniform platform for academic engagement for mobile students and staff.
- + Virtual Mobility Platforms: Utilize technology to advance virtual and blended mobility, providing flexible mobility options.

7.1.5 Communication and Coordination:

- + Regular Coordination Meetings: Maintain regular coordination meetings, like the weekly sessions by the Common Erasmus Office, to ensure seamless communication and coordinated decision-making.

- + Shared Communication Platforms: Employ shared communication platforms for efficient interaction and coordination among partner institutions.

7.1.6 Capacity Building and Support:

- + Support for Local Mobility Offices: Enhance support to Local Mobility Offices in assimilating EUT+ processes, ensuring streamlined operations conducive for mobility.
- + Professional Development: Provide professional development opportunities for staff engaged in mobility management, enhancing their competencies to support the mobility ecosystem.

7.1.7 Outreach and Community Engagement:

- + Student Ambassadors Network: Strengthen the Student Ambassadors Network to boost outreach and engagement within the student community on mobility opportunities.
- + Promotion of Mobility Opportunities: Actively promote mobility opportunities across all campuses, ensuring widespread awareness and engagement within the student and staff communities.

7.2 Guidelines on Enhancing Language Support

Language is a crucial aspect of mobility within the European University of Technology (EUT+) alliance, especially given the diverse linguistic backgrounds of students and staff across the eight campuses. A robust language support framework can significantly enhance the mobility experience, facilitate inter-institutional collaborations, and promote a cohesive learning environment. The following

guidelines propose measures to strengthen language support within the EUT+ alliance.

7.2.1 Language Proficiency Assessment:

- + **Baseline Assessment:** Conduct a baseline assessment of language proficiency for both students and staff to understand the existing linguistic capabilities within the EUT+ community.
- + **Continuous Assessment:** Implement a continuous assessment system to monitor the progress of individuals participating in language support programs.

7.2.2 Language Training Programs:

- + **Offer Comprehensive Language Courses:** Offer comprehensive language courses focusing on the languages spoken across the EUT+ campuses, with a particular emphasis on English as a common communication medium.
- + **Customized Language Training:** Provide customized language training programs catering to the specific needs of various academic disciplines and professional requirements.
- + **Intensive Language Immersion Programs:** Introduce intensive language immersion programs during summer/winter breaks to accelerate language acquisition.

7.2.3 Online Language Learning Resources:

- + **Digital Language Learning Platforms:** Provide access to digital language learning platforms that allow for self-paced learning and practice.

- + Virtual Language Exchange Programs: Establish virtual language exchange programs to enable peer-to-peer language learning and cultural exchange.

7.2.4 Multilingual Educational Resources:

- + Translation and Interpretation Services: Offer translation and interpretation services to ensure that educational materials are accessible in multiple languages.
- + Multilingual Educational Platforms: Develop multilingual educational platforms to facilitate cross-border learning and collaboration.

7.2.5 Language Support Services:

- + Language Helpdesks: Set up language helpdesks on each campus to provide language support services, including tutoring, translation, and interpretation.
- + Online Language Support: Offer online language support services to cater to the needs of mobile students and staff, ensuring they can access language assistance remotely.

7.2.6 Promotion of Multilingualism:

- + Celebrate Linguistic Diversity: Organize events and campaigns to celebrate the linguistic diversity within the EUT+ community, promoting an inclusive multilingual culture.
- + Encourage Multilingual Communications: Encourage the use of multiple languages in official communications, events, and academic activities.

7.2.7 Training for Staff:

- + Language Training for Administrative and Academic Staff: Offer language training for administrative and academic staff to enhance their ability to communicate with a linguistically diverse community.
- + Cultural Sensitivity Training: Provide training on cultural sensitivity to foster an inclusive and supportive environment for all members of the EUt+ community.

7.3 Guidelines for Improving Mobility Maps

Mobility Maps play a pivotal role in facilitating structured mobility within the European University of Technology (EUt+) alliance. They provide a clear outline of courses, academic prerequisites, and the available mobility pathways among the eight campuses. As the EUt+ alliance expands its mobility offerings with the introduction of Cluster Degrees and other collaborative programs, there is a need to refine and enhance the Mobility Maps to ensure they accurately represent the mobility opportunities and streamline the mobility experience for students and staff. Here are some guidelines aimed at improving the Mobility Maps within the EUt+ alliance:

7.3.1 Standardization and Clarity:

- + Clear Definitions: Ensure that all terms, prerequisites, and course descriptions are clearly defined and standardized across all Mobility Maps.
- + Visual Representation: Incorporate visual elements, such as charts or graphs, to make the Mobility Maps more user-friendly and easier to understand at a glance.

7.3.2 Comprehensive Information:

- + Detailed Course Information: Include detailed information about each course, such as the language of instruction, credit value (ECTS), learning outcomes, and assessment methods.
- + Prerequisite Details: Clearly list any academic prerequisites required for each mobility pathway.

7.3.3 Updated Offerings:

- + Regular Updates: Regularly update the Mobility Maps to reflect the latest course offerings, academic requirements, and mobility pathways.
- + New Programs: Ensure that newly introduced programs, such as Cluster Degrees, are promptly incorporated into the Mobility Maps with comprehensive information.

7.3.4 Accessibility:

- + Online Accessibility: Ensure that Mobility Maps are easily accessible online through the EUT+ website and other relevant platforms.
- + Language Accessibility: Provide Mobility Maps in multiple languages to cater to the linguistic diversity of the EUT+ community.

7.3.5 User Feedback:

- + Feedback Mechanisms: Establish mechanisms to collect feedback from students, staff, and academic coordinators on the usability and clarity of the Mobility Maps.
- + Iterative Improvements: Use the collected feedback to make iterative improvements to the Mobility Maps.

7.3.6 Coordination with Local Mobility Offices:

- + **Close Collaboration:** Work closely with Local Mobility Offices to ensure that Mobility Maps are in alignment with the local academic regulations and practices.
- + **Training:** Provide training to Local Mobility Offices on how to utilize and interpret the Mobility Maps to advise students and staff.

7.3.7 Promotion and Awareness:

- + **Marketing Campaigns:** Launch marketing campaigns to raise awareness about the Mobility Maps and the mobility opportunities they represent.
- + **Information Sessions:** Organize information sessions to educate students and staff on how to use the Mobility Maps to plan their mobility experiences.

7.3.8 Technology Integration:

- + **Interactive Platforms:** Explore the use of interactive platforms that allow users to filter and search the Mobility Maps based on various criteria such as academic discipline, language of instruction, or campus location.
- + **Integration with Learning Management Systems:** Integrate Mobility Maps with Learning Management Systems (LMS) to provide a seamless transition for mobile students.

7.4 Guidelines for Promoting Mobility as an Embedded Curriculum Component

Incorporating mobility within the curriculum delineates a forward-thinking initiative to enrich the educational landscape within the European University of Technology

(EUT+) alliance. This initiative not only cultivates cross-cultural comprehension and networking but also engenders a conducive learning atmosphere that surpasses geographical limits. The ensuing guidelines strive to endorse mobility as an indispensable component of the curriculum across the eight campuses of the EUT+ alliance:

Curriculum Development and Alignment involves the creation and integration of well-defined mobility paths within the curriculum, enabling students to delve into academic life across various campuses without obstructing their academic progression. Efforts should be channeled towards a harmonized curriculum that aligns core learning objectives across campuses, thereby facilitating seamless mobility. Enhancing Mobility Maps is crucial to ensure they provide a lucid depiction of the mobility opportunities ingrained within the curriculum, encompassing the courses available, credit transfer, and language prerequisites. Mobility Maps should be easily accessible and user-friendly, permitting students and staff to plan and envisage their mobility journey meticulously. Language Support is vital and includes offering courses in multiple languages, including English, to accommodate the linguistic diversity of the EUT+ community while advocating for multilingualism. Provision of language preparation courses is essential to equip students with the requisite language skills for mobility.

Academic Advising and Support require the establishment of dedicated mobility advising services to guide students through the mobility options embedded within their curriculum. Conducting pre-departure orientations is vital to prepare students for their mobility experience, covering academic, cultural, and logistical facets. Awareness and Promotion involve launching information campaigns to augment awareness among students and staff about the embedded mobility opportunities

within the curriculum. Showcasing success stories of students and staff who have reaped the benefits of the mobility opportunities is essential to inspire others. Inter-Institutional Collaboration necessitates a continuous dialogue among the academic heads, faculty, and administrative staff across the eight campuses to ensure the effective implementation of embedded mobility. Sharing best practices and lessons learned among the campuses is fundamental to continuously enhance the embedded mobility experience. Technology and Infrastructure exploration and investment in virtual mobility platforms are crucial to support blended and virtual mobility, complementing physical mobility. Ensuring seamless integration of mobility pathways within the Learning Management Systems (LMS) is vital to support students' academic planning and progress tracking.

7.5 Guidelines for Enhancing Communication and Promotion of Mobility Opportunities

Promoting mobility opportunities is a fundamental aspect of realizing the objectives outlined by the European University of Technology (EUT+). Effective communication, coupled with strategic promotion, can significantly bolster engagement and participation in mobility programs amongst both students and staff. Here are several guidelines structured to refine the communication and amplify the promotion of mobility opportunities within the EUT+ alliance:

A unified communication strategy should be developed, central to which is the establishment of an online portal that acts as a centralized information hub. This portal should provide exhaustive information on all mobility opportunities available across the eight campuses. Ensuring regular updates on the portal with the latest mobility programs, application deadlines, and other pertinent information is essential. Employing multiple communication channels can broaden the reach and

impact of mobility promotion. Regular email updates about upcoming mobility opportunities and deadlines should be sent to students and staff. Social media platforms should be utilized to reach a wider audience with engaging content that underscores the benefits of participating in mobility programs. Additionally, organizing webinars and information sessions can provide detailed insights into mobility programs and address any queries.

Collaboration with Local Mobility Offices is crucial for coordinated promotional campaigns across all campuses. Sharing promotional materials, success stories, and other resources can enhance the effectiveness of these campaigns. Engagement with student and staff ambassadors through a mobility ambassador program can also be beneficial. Under this program, current or former participants promote mobility opportunities within their respective campuses. Sharing testimonials from these ambassadors can provide a personal perspective on the benefits of mobility programs. Highlighting success stories by regularly showcasing the achievements and experiences of students and staff who have participated in mobility programs is vital. Engaging alumni who have benefited from mobility opportunities to share their experiences can also encourage others to participate.

Providing clear and accessible information is crucial. This can be achieved through FAQ sections on the mobility portal to address common questions and concerns regarding mobility programs. Ensuring language accessibility by making information available in multiple languages caters to the diverse linguistic backgrounds within EUT+. Organizing mobility fairs and events provides a platform for direct interaction between students, staff, and mobility coordinators. While on-campus events like mobility fairs are beneficial, considering the organization of virtual mobility fairs

and events, especially in light of remote or blended learning environments, can reach a wider audience.

8 Projections: Anticipated Trends in Student and Staff Mobility Until 2030

As the EUT+ progresses towards its goal of establishing a consolidated European University by 2035-2040, mobility among students and staff across its eight campuses is expected to play a pivotal role. This section aims to provide a forecast of the anticipated trends in student and staff mobility within the EUT+ alliance up to 2030, based on current initiatives, global educational trends, and the overarching objectives of the alliance.

8.1 Incremental Growth in Mobility Numbers:

- + **Increased Engagement:** With the continuous efforts of EUT+, the engagement level in mobility programs is expected to rise incrementally, reaching closer to the target of 100% engagement within the student and staff community.
- + **Expansion of Mobility Programs:** The expansion of mobility programs, including the introduction of new clusters and the alignment of curricula, is likely to result in a substantial increase in both student and staff mobility numbers.

8.2 Diversification of Mobility Formats:

- + **Blended Mobility:** The successful incorporation of blended mobility, which combines physical mobility with virtual collaboration, is likely to continue

growing, providing a flexible and inclusive approach to international education.

- + Hybrid Mobility Models: The introduction of innovative hybrid mobility models, such as short-term exchanges, research internships, and virtual collaborations, will diversify the mobility landscape within EUT+.

8.3 Enhanced Inter-Institutional Collaboration:

- + Inter-Campus Programs: The establishment of more inter-campus programs and joint degrees will foster a deeper level of inter-institutional collaboration, facilitating seamless mobility and academic exchange.
- + Research Mobility: Increased opportunities for research mobility, through the EUT Research Institutes (ERIs) and other collaborative research initiatives, will bolster academic exchange and innovation.

8.4 Technological Advancements:

- + Digital Platforms: The deployment of advanced digital platforms for learning management, team coordination, and mobility management will streamline the mobility process, enhancing the user experience for both students and staff.
- + Virtual Mobility: Technological advancements will also facilitate the growth of virtual mobility, enabling students and staff to engage in collaborative learning and research activities remotely.

8.5 Enhanced Support Mechanisms:

- + Language Support: With the promotion of multilingualism and enhanced language support services, the linguistic barriers to mobility will be significantly reduced.
- + Funding Support: Continued funding support, especially through the Erasmus Programme, will remain crucial in facilitating mobility and ensuring its accessibility to a broader spectrum of the academic community.

8.6 Cultural Integration and Community Building:

- + Student Ambassadors Network: The expansion of the Student Ambassadors network will play a crucial role in promoting a sense of community and cultural integration across the campuses.
- + Inclusive Mobility: Efforts towards ensuring equality, diversity, and inclusion in mobility programs will contribute to a more enriching and inclusive mobility experience for all participants.

The trajectory of student and staff mobility within EUT+ is poised for substantial growth and diversification up to 2030. Through strategic initiatives, technological advancements, and a steadfast commitment to promoting international collaboration and academic excellence, the EUT+ alliance is well-positioned to achieve its ambitious mobility targets, laying a strong foundation for the realization of a consolidated European University.

9 Summary of Key Insights

The analysis and evaluation of mobility data, challenges, opportunities, and guidelines over the course of three annual mobility reports (2021, 2022, and Spring 2023) provide a wealth of insights into the evolving landscape of student and staff mobility within the European University of Technology (EU+). Below is a summarization of key insights that emerged from the comprehensive examination of mobility trends and the initiatives aimed at fostering a conducive environment for inter-campus mobility within the EU+ alliance:

9.1 Progressive Growth in Mobility:

A notable incremental growth in student and staff mobility numbers has been observed, signifying a positive trend towards achieving the targeted 100% engagement in mobility programs.

9.2 Diversification of Mobility Formats:

The introduction of various mobility formats, including blended and virtual mobility, has enriched the mobility experience, offering more flexible and inclusive pathways for academic exchanges.

9.3 Inter-Institutional Collaborations:

The establishment of the Common Erasmus Office and the creation of EUt Research Institutes (ERIs) underscore the alliance's commitment to fostering inter-institutional collaborations and seamless mobility experiences.

9.4 Policy Frameworks:

The formulation of mobility maps and the institutionalization of processes for managing student enrolment in cross-campus courses are instrumental in facilitating a structured and well-coordinated mobility framework.

9.5 Technological Support:

Deployment of digital platforms like Learning Management Systems (LMS) and multimedia development tools have streamlined communication, collaboration, and mobility management, enhancing the overall efficiency and user experience.

9.6 Language and Cultural Support:

The promotion of multilingualism and the establishment of a vibrant student ambassadors' community have significantly contributed to overcoming linguistic barriers and promoting cultural integration.

7. Funding and Resource Allocation:

Funding support, particularly from the Erasmus Programme, remains a crucial enabler for mobility, ensuring that mobility opportunities are accessible to a broader spectrum of the academic community.

9.7 Responsive Communication Channels:

The implementation of effective communication channels, such as weekly meetings and the use of digital platforms for information sharing, has fostered a culture of open communication and coordination among the participating institutions.

9.8 Challenges and Opportunities:

Identifying challenges like linguistic barriers, funding constraints, and administrative hurdles, and subsequently addressing them through various guidelines and recommendations, has paved the way for more robust and sustainable mobility programs.

9.9 Anticipated Future Trends:

The anticipated expansion of clusters, enhancement of technological support, and continued inter-institutional collaborations are set to further drive the growth of mobility, aligning with the broader objectives of EUT+ towards 2030.

The cumulative insights garnered from the analysis underscore the dynamic and collaborative efforts within the EUT+ alliance towards actualizing its vision of seamless mobility and academic excellence across the eight campuses. The lessons learned, coupled with the strategic initiatives in place, bode well for the progressive realization of the EUT+'s overarching goal of merging to create a unified European University of Technology by 2035-2040.

10 References

- [1] T. Etzion, M. Firer and R. A. Machado, "Metrics Based on Finite Directed Graphs and Coding Invariants," in IEEE Transactions on Information Theory, vol. 64, no. 4, pp. 2398-2409, April 2018.
- [2] P. Eades and X. Lin, "Spring algorithms and symmetry," in Theoretical Computer Science, vol. 240(2), pp. 379-405, June 2000.
- [3] J. Sun, B. Bandyopadhyay, A. Bashizade, J. Liang, P. Sadayappan and S. Parthasarathy, "ATP: Directed Graph Embedding with Asymmetric Transitivity

Preservation,” in Proceedings of the 33rd AAAI Conference on Artificial Intelligence (AAAI-19), pp.265-272, Honolulu, Hawaii, USA, January 2019.

[4] J. Saramäki, M. Kivelä, J.-P. Onnela, K. Kaski and J. Kertész, “Generalizations of the clustering coefficient to weighted complex networks,” in Physical Review E, vol. 75(2), 027105, February 2007

[5] N. Tsapatsoulis, V. Anastasopoulou and K. Ntalianis, “The central community of Twitter ego-networks as a means for fake influencer detection,” in Proceedings of the 4th IEEE Cyber Science and Technology Congress (CyberSciTech 2019), pp. 177-184, Fukuoka, Japan, August 2019.